

# Monthly Statistic Report on DINRAC Website, December 2009

(DINRAC, Last update: 2010.01.20)

## 1 Overview

### 1.1 Total Page Views

During 1<sup>st</sup> to 31<sup>st</sup> of December 2009, total page views of the Website was 14117 (+7427 or +111.0% than November), including 2478 for the homepage, 7129 for the column pages (About, Marine Environment, Marine Litter, Databases, Publications, Meetings, Related Org etc), and 4510 for documents (meeting reports, publications, marine litter datasheets etc.). Details see Fig.1, Fig. 3 and Attachment I.

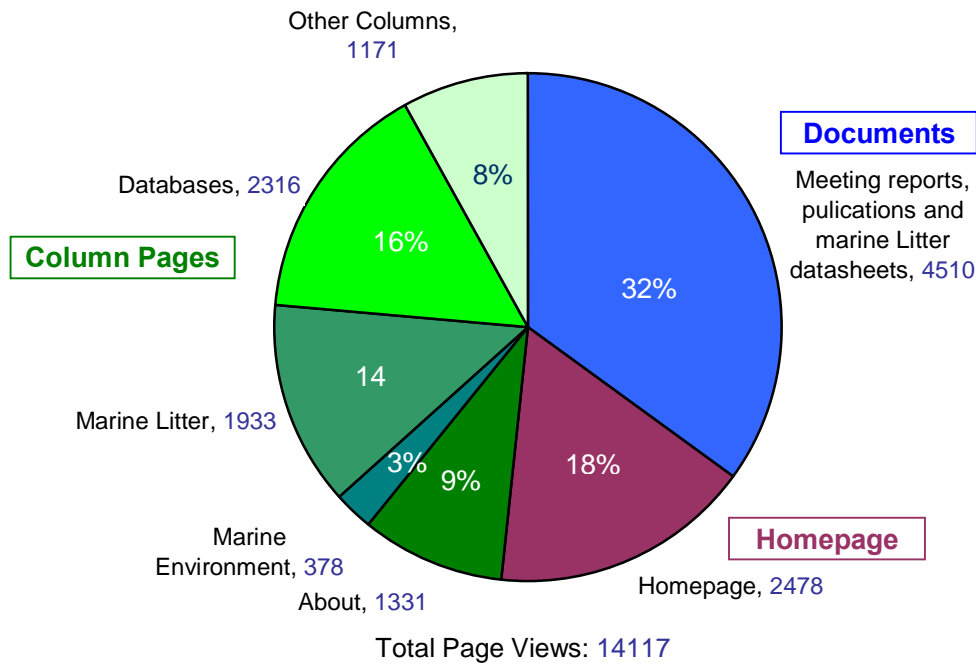


Fig.1: Total Page Views of the Website

### 1.2 Proportion of Country of Page Views (except the homepage)

Top 10 of the country of visitors in December 2009 were: USA, China, Japan, Korea, Australia, Russia, Germany, UK, Switzerland and Spain. Proportion of country of page views (including NOWPAP member states) sees Fig.2.

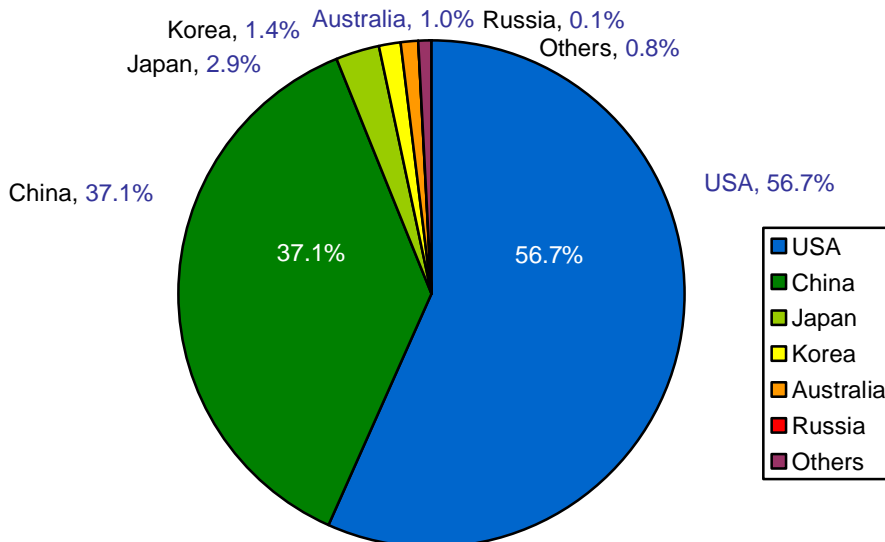


Fig.2: Proportion of Country of Page Views

## 2 Details

### 2.1 Page Views of Most Popular Pages

Page Views of Most Popular Pages (top 30) sees Attachment II. No.1 of Most Popular Pages was the homepage of the column [NOWPAP Databases](#)(same as November).

### 2.2 Page Views of Most Popular Documents

Total page views of documents was 4510 (including documents of pdf, doc, xls, txt, zip and rar for meeting reports, publications and marine litter datasheets etc.). +2740 or +154.8% than November. Page Views of Most Popular Documents (top 30) sees Attachment III. No.1 of Most Popular Documents was [NOWPAP\\_DINRAC\\_National\\_Reports\\_GIS.pdf](#)(same as November).

### 2.3 Page Views of Column Pages

Total page views of column pages was 7129, +3134 or 78.4% than November, and details see Fig.3 and Attachment I. [Databases](#), [Marine Litter](#), [About](#), ranked No.1, 2 and 3 respectively ( No. 2,1, 3 in November).

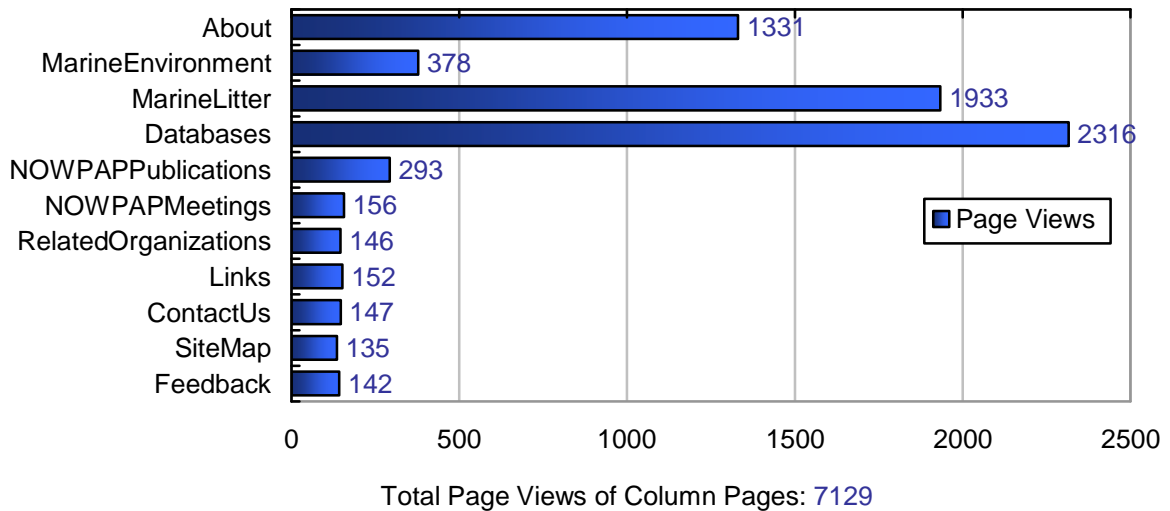


Fig.3: Page Views of Column Pages

Among the all columns, [NOWPAP Databases](#)ranked the first (detail see 2.4), [Marine Litter](#)ranked the second (+856 or +79.5% than November). Page views of the sub\_columns of [Marine Litter](#) see Fig.4. [Malita Implementation](#), [Monitoring Data](#) and [Marine Litter Activity](#)ranked No.1,2 and 3 respectively ([Monitoring Data](#), [Malita Implementation](#)and [What is Marine Litter](#)ranked No.1,2 and 3 respectively in November).

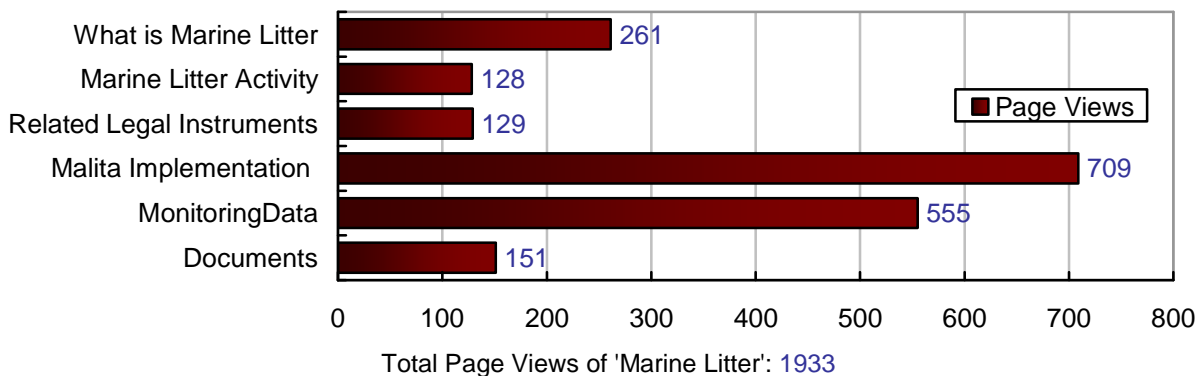


Fig.4: Page Views of Sub\_columns of [Marine Litter](#)

## 2.4 Page Views of Databases

Page views of databases was 2316, +1257 or +118.7% than November (see Fig.5, in which, the page view of the homepage of the [NowpapDatabasesq](#) is 304). [NowpapGISq](#) ranked the first (November is [NowpapNarureReserveq](#)).

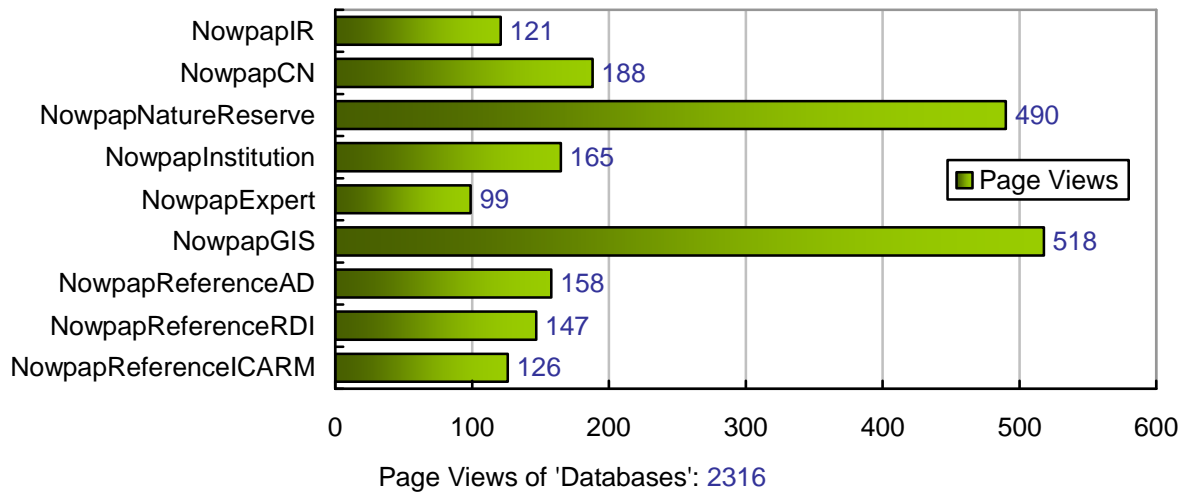


Fig.5: Page Views of [Databasesq](#)

Notes: NowpapIR is located at another server, counted separately.

## 3 Attachments

Attachment I: Page Views of Column Pages

Attachment II: Page Views of Most Popular Documents (Top30)

Attachment III: Page Views of Most Popular Pages (Top 30)

**Attachment I:**

**Page Views of Column Pages**

<b>Columns</b>	<b>Page Views</b>	<b>Sub_coulums</b>	<b>Page Views</b>
About	1331	About the Website	166
		Regional Seas (28pages)	897
		About NOWPAP	126
		About DINRAC	142
Marine Environment	378	NOWPAP Activities	182
		National Sources	93
		International Programmers	103
Marine Litter	1933	What is Marine Litter	261
		Marine Litter Activity	128
		Related Legal Instruments	129
		MALITA Implementation (7pages)	709
		Monitoring Data (3pages)	555
		Documents	151
NOWPAP Databases	2316	Home page of Databases	304
		NowpapIR (at another server)	121
		NowpapC&N	188
		NowpapNatureReserve	490
		NowpapInstitution	165
		NowpapExpert	99
		NowpapGIS (3databases)	518
		NowpapReferenceAD	158
		NowpapReferenceRDI	147
		NowpapReferenceICARM	126
NOWPAP Publications	293	NOWPAP Publications	190
		Related Publications	103
NOWPAP Meetings	156		
Related Orgs	146		
Links	152		
Contact Us	147		
Feedback	142		
SiteMap	135		

Total page views of column pages: [7129](#)

**Attachment II:****Page Views of Most Popular Pages (Top30)**

<b>Rank</b>	<b>Page Name</b>	<b>Page View</b>	<b>Proportion</b>
No.1	NOWPAP Databases	286	4.01%
No.2	NOWPAP Marine Litter - What is Marine Litter	229	3.21%
No.3	NOWPAP Publications	190	2.67%
No.4	NowpapNatureReserve	179	2.51%
No.5	NOWPAP Marine Environment - NOWPAP Activities	179	2.51%
No.6	NOWPAP DINRAC - About the Website	164	2.30%
No.7	NOWPAP Meetings	156	2.19%
No.8	NOWPAP - Links	152	2.13%
No.9	NOWPAP Marine Litter - Documents	151	2.12%
No.10	Implementation of MALITA	151	2.12%
No.11	NowpapReferenceAD	147	2.06%
No.12	NowpapExpert	147	2.06%
No.13	NOWPAP DINRAC - Contact Us	147	2.06%
No.14	NOWPAP - Related Organizations	146	2.05%
No.15	NOWPAP DINRAC - About NOWPAP DINRAC	142	1.99%
No.16	NowpapGIS	140	1.96%
No.17	NowpapReferenceRDI	138	1.94%
No.18	NOWPAP DINRAC - Feedback	138	1.94%
No.19	NOWPAP DINRAC - Site Map	135	1.89%
No.20	Nowpap Contaminants and Nutrients	135	1.89%
No.21	NOWPAP Marine Litter - Data & Information	135	1.89%
No.22	NOWPAP Marine Litter - Related Legal Instruments	129	1.81%
No.23	NOWPAP Marine Litter - MALITA	128	1.80%
No.24	NOWPAP DINRAC - UNEP Regional Seas	126	1.77%
No.25	NOWPAP DINRAC - About NOWPAP	126	1.77%
No.26	NowpapInstitution	125	1.75%
No.27	NowpapReferencelCARM	117	1.64%
No.28	<a href="#">NowpapHNS/NowpapHNS_display.php</a>	115	1.61%
No.29	NowpapHNS.php	112	1.57%
No.30	GESAMP Reports and Studies No.65	112	1.57%

Total page views of columns: [7129](#)

**Attachment III:**

**Page Views of Most Popular Documents (Top30)**

<b>Rank</b>	<b>File Name</b>	<b>Page View</b>	<b>Proportion</b>
No.1	NOWPAP_DINRAC_National_Reports_GIS.pdf	128	2.84%
No.2	GESAMP Reports and Studies No.65	112	2.48%
No.3	NOWPAP_DINRAC_National_Reports_DataInfo.pdf	97	2.15%
No.4	NOWPAP_DINRAC_National_Reports_Nature_Reserves.pdf	93	2.06%
No.5	NOWPAP_MERRAC_Technical_Report_No3.pdf	85	1.88%
No.6	NOWPAP_DINRAC_Regional_Overview_Legal_Aspects.pdf	76	1.69%
No.7	MALITA_Regional_overview_ML_in_NOWPAP.pdf	68	1.51%
No.8	Countermeasures against Harmful Algal Blooms.pdf	59	1.31%
No.9	NOWPAP_POMRAC_SOMER.pdf	45	1%
No.10	NOWPAP_CEARAC_Natinal_Report_RS_Korea.pdf	40	0.89%
No.11	NOWPAP_CEARAC_Natinal_Report_RS_China.pdf	34	0.75%
No.12	NOWPAP_MERRAC_Technical_Report_No1.pdf	34	0.75%
No.13	NOWPAP_DINRAC_National_Reports_Marine_Biodiversity.pdf	34	0.75%
No.14	UNEP_Caribbean_Regional_Sewage_Workshop_English.pdf	33	0.73%
No.15	NOWPAP_POMRAC_National_Report_RDI.pdf	33	0.73%
No.16	NOWPAP_CEARAC_Natinal_Report_HABs_Korea.pdf	33	0.73%
No.17	MALITA_Sectoral_Guidelines_Passenger_Ships.pdf	32	0.71%
No.18	NOWPAP_POMRAC_Regional_Overview_AD.pdf	32	0.71%
No.19	NOWPAP_CEARAC_FPM4_Meeting_Report.pdf	31	0.69%
No.20	MALITA_Monitoring_Guidelines.pdf	31	0.69%
No.21	NOWPAP_MERRAC_Newsletter_No2.pdf	31	0.69%
No.22	NOWPAP_CEARAC_Natinal_Report_RS_Russia.pdf	30	0.67%
No.23	MALITA_Regional_Overview_Legal_ML_Instruments.pdf	29	0.64%
No.24	NOWPAP_POMRAC_National_Report_AD.pdf	29	0.64%
No.25	NOWPAP_POMRAC_FPM6_Meeting_Report.pdf	28	0.62%
No.26	NOWPAP1_ExpertWorkshop.pdf	28	0.62%
No.27	NOWPAP_CEARAC_Eutrophication_GL_RS.pdf	28	0.62%
No.28	UNEP_Regional_Seas_3rd_Meeting_Report.pdf	28	0.62%
No.29	NOWPAP_DINRAC_Newsletter_No1.pdf	28	0.62%
No.30	NOWPAP_IGM12.pdf	27	0.60%

Total page views of documents: [4510](#)